






# Lebanon City Schools

Grades 6-12  
Fall 2023 Survey



## Summary

Topic Description	Results	Benchmark
<b>School Climate</b> Perceptions of the overall social and learning climate of the school.	<b>43%</b> ▼ 6 since last survey	 0th - 19th percentile compared to others nationally
<b>School Safety</b> Perceptions of student physical and psychological safety at school.	<b>52%</b>	 20th - 39th percentile compared to others nationally
<b>Sense of Belonging</b> How much students feel that they are valued members of the school community.	<b>38%</b> ▼ 6 since last survey	 0th - 19th percentile compared to others nationally

2,217 responses



## School Climate

Your average

43%

2,217 responses

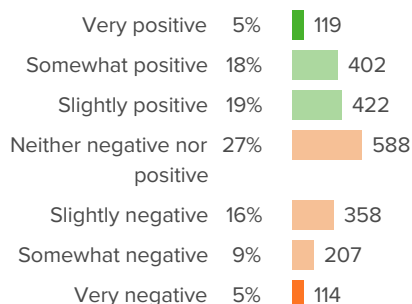
Change

▼ 6

since last survey

### How did people respond?

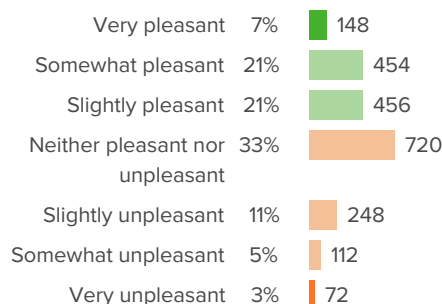
#### Q.1: How positive or negative is the energy of the school?



▼ 6 from last survey

Favorable: **43%**

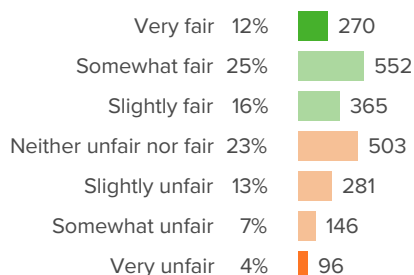
#### Q.2: How pleasant or unpleasant is the physical space at your school?



▼ 7 from last survey

Favorable: **48%**

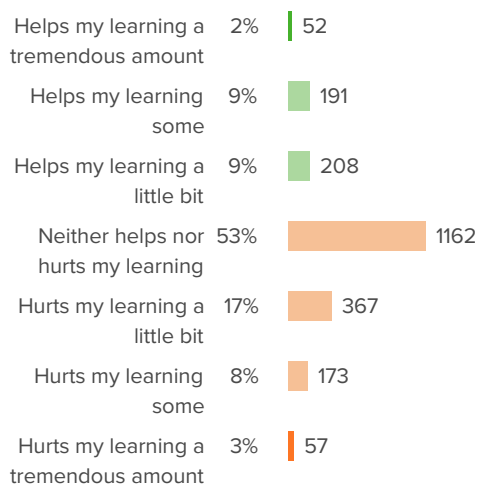
#### Q.3: How fair or unfair are the rules for the students at this school?



▼ 4 from last survey

Favorable: **54%**

#### Q.4: At your school, how much does the behavior of other students hurt or help your learning?

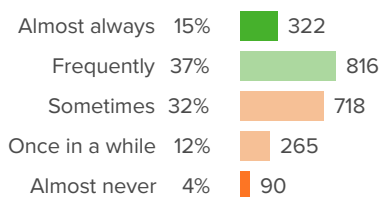


▼ 8 from last survey

Favorable: **20%**



**Q.5: How often do your teachers seem excited to be teaching your classes?**



▼ 5 from last survey

Favorable: **51%**



## School Safety

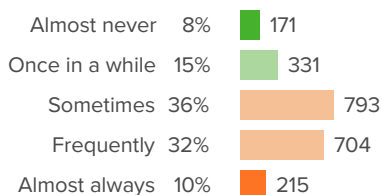
Your average

52%

2,217 responses

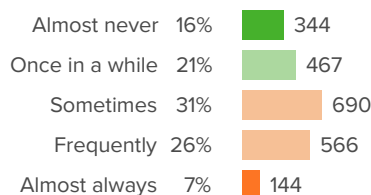
How did people respond?

**Q.1: How often are people disrespectful to others at your school?**



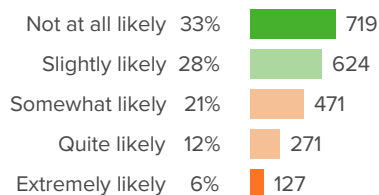
Favorable: **23%**

**Q.2: How often do students get into physical fights at your school?**



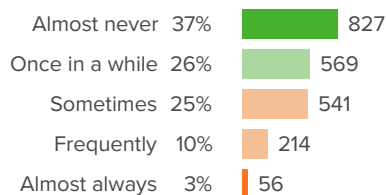
Favorable: **37%**

**Q.3: How likely is it that someone from your school will bully you online?**



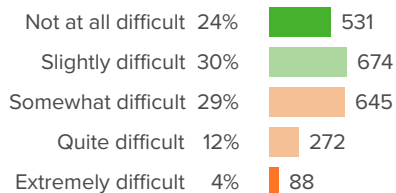
Favorable: **61%**

**Q.4: How often do you worry about violence at your school?**



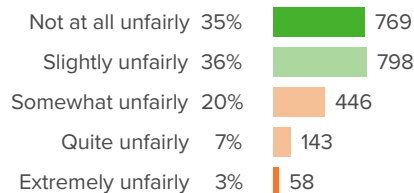
Favorable: **63%**

**Q.5: If a student is bullied in school, how difficult is it for him/her to get help from an adult?**



Favorable: **55%**

**Q.6: At your school, how unfairly do the adults treat the students?**



Favorable: **71%**



## Sense of Belonging

Your average

**38%**

2,217 responses

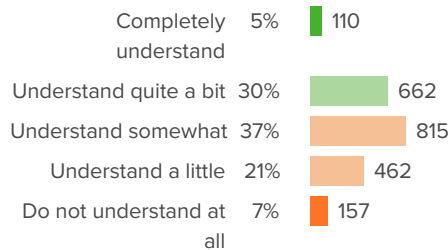
Change

▼ **6**

since last survey

How did people respond?

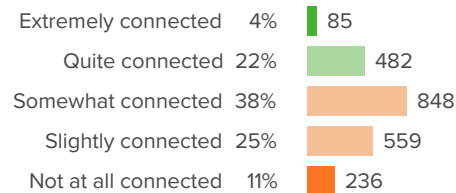
**Q.1: How well do people at your school understand you as a person?**



▼ **10** from last survey

Favorable: **35%**

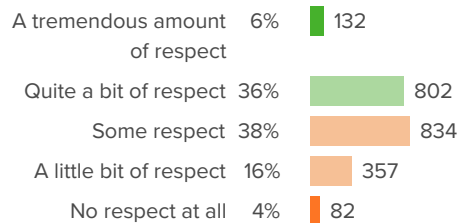
**Q.2: How connected do you feel to the adults at your school?**



▼ **7** from last survey

Favorable: **26%**

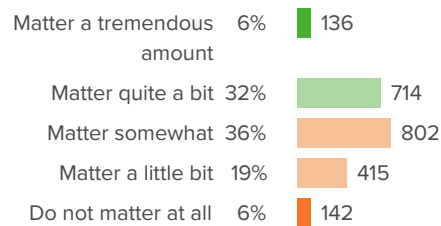
**Q.3: How much respect do students in your school show you?**



▼ **4** from last survey

Favorable: **42%**

**Q.4: How much do you matter to others at this school?**

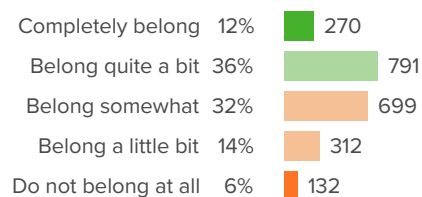


▼ **8** from last survey

Favorable: **38%**



**Q.5: Overall, how much do you feel like you belong at your school?**



▼ 4 from last survey

Favorable: **48%**